

Scaled data based on original data using
LM-79-08 Approved Method: Electrical and Photometric Measurements of Solid-
State Lighting Products

Test Report Prepared for
Cooper Lighting Solutions
(formerly Eaton)

Brand: McGRAW-EDISON

Report Number: P386902

Luminaire Tested: **GWC-SA2C-760-U-T3-HSS**

Issue Date: 3/3/2020

Test Information

Test Method: LM-79-08
Report Number: P386902
TEST IS SCALED FROM IESNA LM-79-08 TEST DATA (G2-1903-205-15)
Test Lab: INNOVATION CENTER
Issue Date: 3/3/2020
Manufacturer: COOPER LIGHTING SOLUTIONS (FORMERLY EATON)
Product Line: MCGRAW-EDISON
Catalog Number: GWC-SA2C-760-U-T3-HSS
Description: GALLEON WALL LUMINAIRE
(2) 70 CRI, 5700K, 1050mA LIGHTSQUARES WITH 16 LEDS EACH AND TYPE III OPTICS WITH HOUSE SIDE SHIELD
Light Source: -
Ballast/Driver: ELECTRONIC DRIVER

Summary

Lumens per Lamp: N/A
Luminaire Lumens: 10757 lumens
Efficiency: N/A
Efficacy: 95.2 lumens/watt
Luminous Opening: Rectangular (W 1' x L: 0.5' x H: 0')
IES Classification: Type III - Short
BUG Rating: B1 - U0 - G2

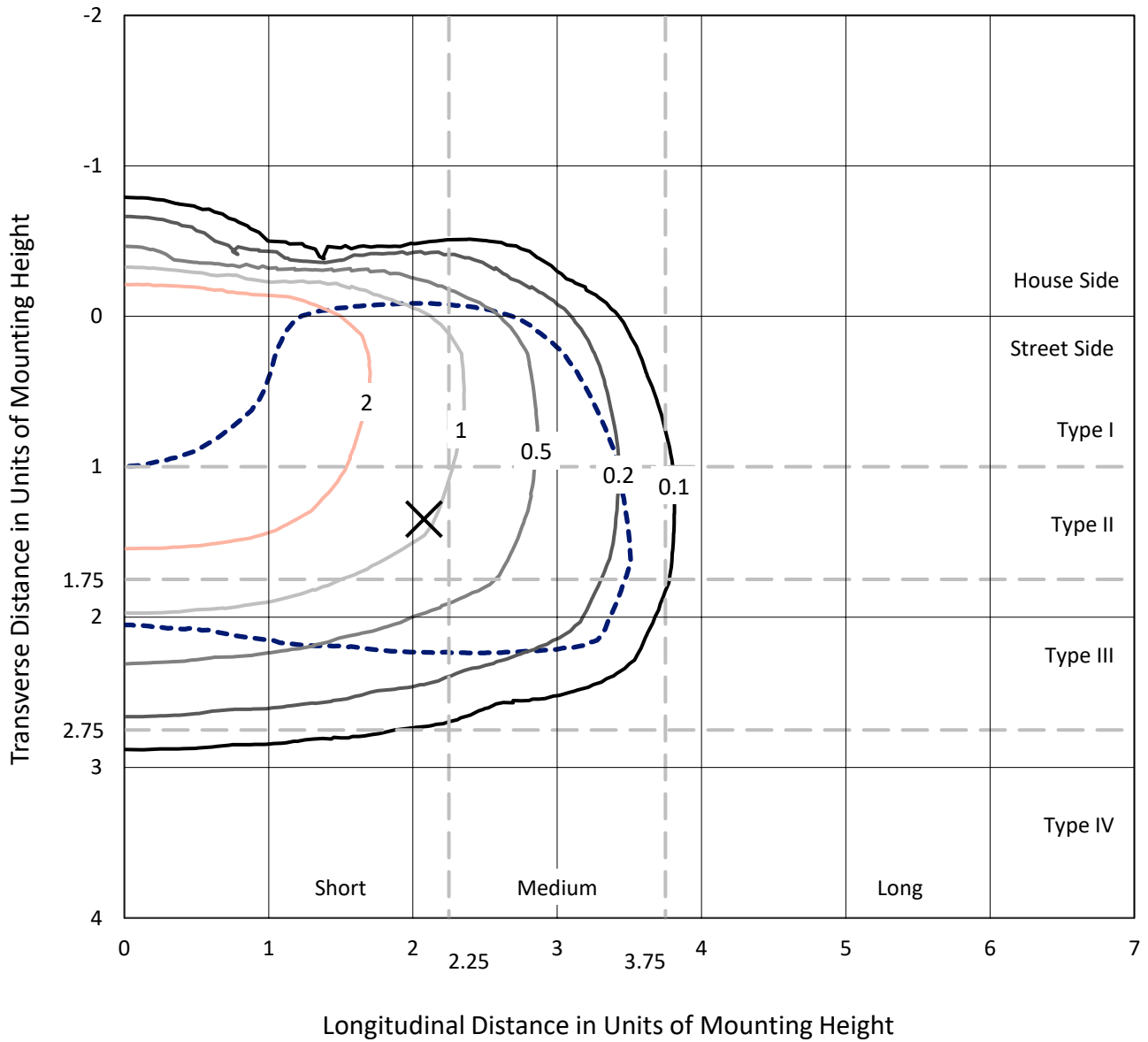
Input Watts (W): 113
Input Voltage (V): NR
Input Current (Ain): NR
Voltage Rise (V): NR
Power Factor: NR
Total Harmonic Distortion (THDi): NR
Frequency (hertz): 60
Stabilization Time: NR
Operation Time: NR
Ambient Temperature (°C): NR
Test Distance: 24 FT



REPORT NUMBER: P386902
 CATALOG NUMBER: GWC-SA2C-760-U-T3-HSS

Iso-Footcandle Lines of Horizontal Illumination

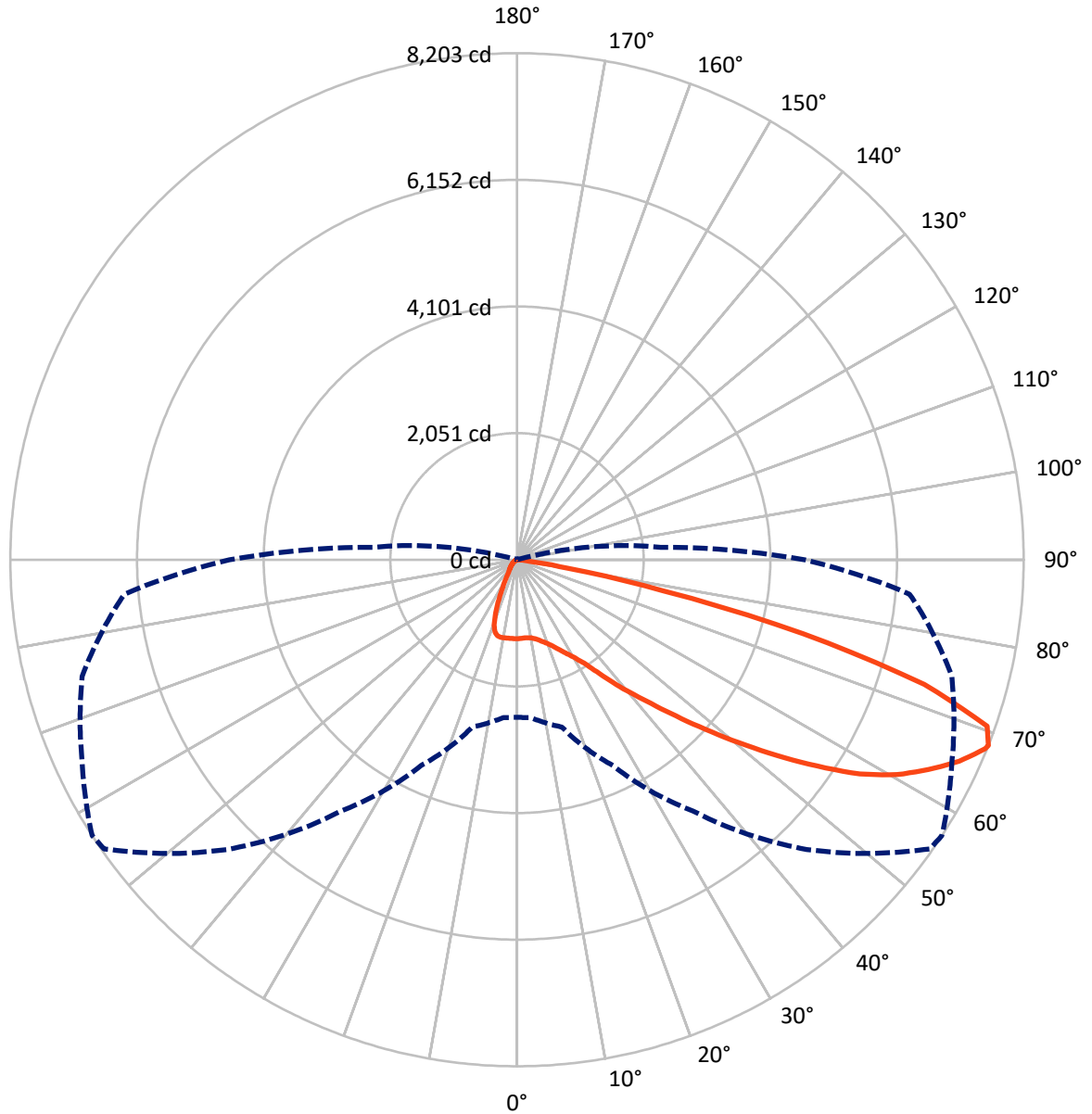
✕ Max cd
 - - - 1/2 Max cd



Based on 20 foot mounting height. Maximum calculated value = 4.1 fc
 Type III - Short - N/A

REPORT NUMBER: P386902
CATALOG NUMBER: GWC-SA2C-760-U-T3-HSS

Luminous Intensity Polar Plot



— Vertical Plane Through 57-Deg Lateral - - - Horizontal Cone Through 68-Deg Vertical



REPORT NUMBER: P386902

CATALOG NUMBER: GWC-SA2C-760-U-T3-HSS

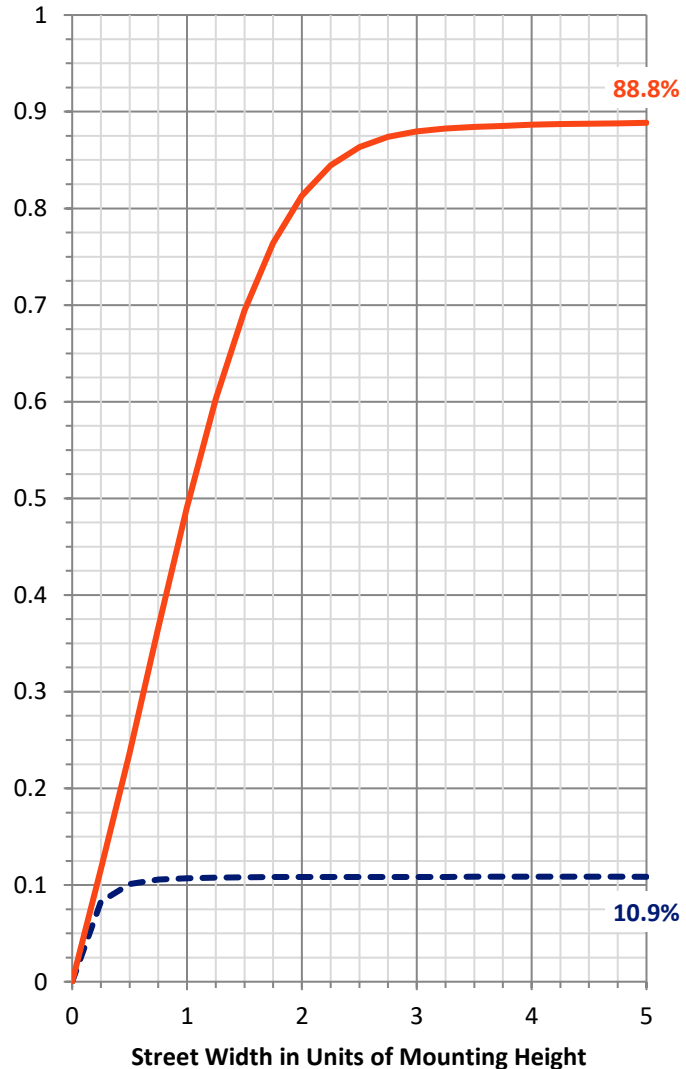
FLUX DISTRIBUTION:

		Downward	Upward	Total
House Side	Lumens	1179.6	0.0	1179.6
	% Fixture	11.0	0.0	11.0
Street Side	Lumens	9577.4	0.0	9577.4
	% Fixture	89.0	0.0	89.0
Total	Lumens	10757.0	0.0	10757.0
	% Fixture	100.0	0.0	100.0

ZONAL LUMENS:

Zone	Lumens	% Fixture
0°-10°	119.6	1.1
10°-20°	331.5	3.1
20°-30°	571.8	5.3
30°-40°	987.0	9.2
40°-50°	1688.2	15.7
50°-60°	2701.0	25.1
60°-70°	3120.7	29.0
70°-80°	1192.5	11.1
80°-90°	44.7	0.4
90°-100°	0.0	0.0
100°-110°	0.0	0.0
110°-120°	0.0	0.0
120°-130°	0.0	0.0
130°-140°	0.0	0.0
140°-150°	0.0	0.0
150°-160°	0.0	0.0
160°-170°	0.0	0.0
170°-180°	0.0	0.0
0°-90°	10757.0	100.0
0°-180°	10757.0	100.0

Coefficient of Utilization



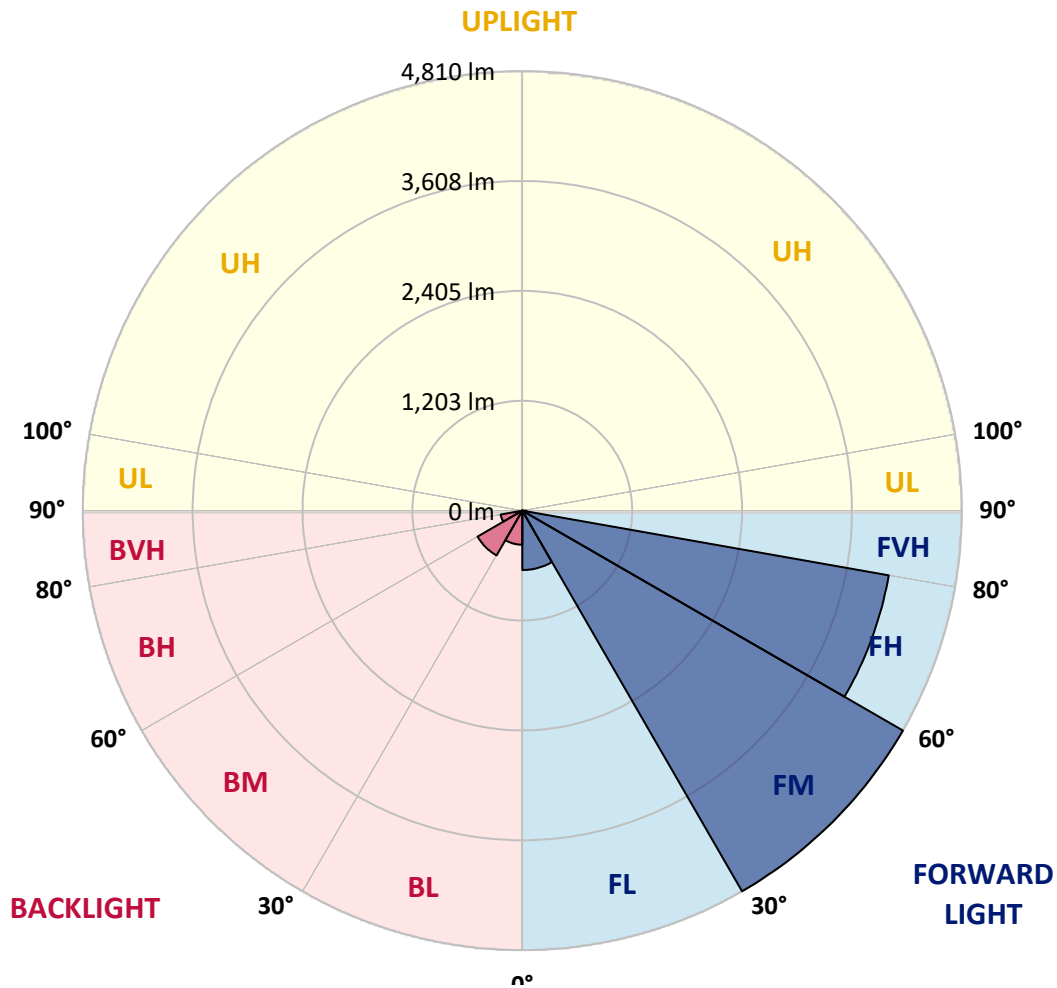
REPORT NUMBER: P386902

CATALOG NUMBER: GWC-SA2C-760-U-T3-HSS

LUMINAIRE CLASSIFICATION SYSTEM LUMEN TABLE AND BUG RATING:

Zone	Lumens	% Fixture	Zone Rating/Lumen Limit		
			B	U	G
FL (0°-30°)	650.2	6.0			
FM (30°-60°)	4810.4	44.7			
FH (60°-80°)	4072.9	37.9			G2/5000
FVH (80°-90°)	43.9	0.4			G1/100
BL (0°-30°)	372.8	3.5	B1/500		
BM (30°-60°)	565.7	5.3	B1/1000		
BH (60°-80°)	240.2	2.2	B1/500		G1/500
BVH (80°-90°)	0.8	0.0			G0/10
UL (90°-100°)	0.0	0.0		U0/0	
UH (100°-180°)	0.0	0.0		U0/0	

BUG Rating: B1-U0-G2
 Type III Short





REPORT NUMBER: P386902

CATALOG NUMBER: GWC-SA2C-760-U-T3-HSS

CANDELA DISTRIBUTION (FULL):

	0°	5°	15°	25°	35°	45°	55°	57°	65°	75°	85°
0°	1278.2	1278.2	1278.2	1278.2	1278.2	1278.2	1278.2	1278.2	1278.2	1278.2	1278.2
2.5°	1248.2	1253.8	1257.9	1260.4	1263.5	1270.1	1272.1	1275.2	1276.7	1276.7	1280.2
5°	1198.9	1205.0	1213.6	1220.7	1235.0	1253.3	1266.5	1271.6	1280.8	1288.9	1293.5
7.5°	1153.1	1160.2	1170.4	1187.2	1211.6	1241.1	1268.6	1275.7	1293.5	1310.8	1319.4
10°	1123.6	1129.2	1142.4	1166.3	1198.4	1239.6	1278.2	1286.9	1317.4	1346.4	1362.6
12.5°	1113.4	1118.5	1132.2	1159.2	1198.9	1247.2	1300.6	1313.3	1358.1	1400.3	1423.2
15°	1128.2	1129.2	1143.9	1169.4	1208.5	1266.0	1337.7	1353.0	1409.4	1464.4	1492.9
17.5°	1185.1	1180.6	1188.2	1199.4	1230.4	1290.9	1376.9	1399.8	1475.1	1539.7	1566.6
20°	1327.6	1327.6	1310.3	1279.7	1280.2	1329.6	1429.8	1455.7	1547.8	1622.6	1647.0
22.5°	1571.2	1566.6	1532.0	1457.3	1388.6	1396.2	1494.4	1528.0	1635.3	1715.1	1723.3
25°	1864.2	1858.6	1805.2	1699.9	1580.9	1504.1	1581.9	1620.5	1739.6	1810.3	1793.5
27.5°	2174.4	2169.9	2117.0	1986.2	1816.9	1676.0	1686.1	1722.8	1845.9	1915.5	1862.1
30°	2475.0	2476.6	2424.2	2289.9	2098.1	1895.2	1818.4	1839.8	1949.1	2019.8	1943.5
32.5°	2760.9	2762.9	2717.7	2567.6	2388.6	2150.0	2001.5	1995.9	2069.2	2138.8	2051.3
35°	3015.7	3020.8	2989.8	2873.3	2683.6	2433.8	2239.0	2225.8	2239.5	2318.4	2216.7
37.5°	3261.4	3264.5	3241.1	3142.9	2984.2	2745.6	2539.1	2520.3	2490.8	2551.3	2434.9
40°	3530.5	3522.8	3495.9	3406.9	3270.6	3090.0	2861.6	2829.1	2777.7	2831.6	2721.7
42.5°	3780.7	3772.1	3776.7	3675.9	3561.0	3444.0	3237.5	3181.6	3151.5	3213.6	3073.7
45°	4093.5	4089.0	4104.2	4016.7	3923.7	3838.7	3668.3	3607.3	3594.1	3666.8	3499.5
47.5°	4402.3	4413.5	4460.8	4423.7	4386.0	4311.2	4124.6	4097.1	4105.2	4193.2	3948.6
50°	4659.7	4672.9	4802.6	4845.3	4899.7	4856.0	4668.8	4652.0	4684.1	4763.4	4431.8
52.5°	4845.8	4872.8	5034.0	5230.9	5429.2	5458.7	5272.1	5256.8	5300.0	5312.2	4805.1
55°	4975.0	4998.9	5181.5	5541.6	5945.5	6072.7	5956.7	5897.7	5889.6	5769.0	5197.8
57.5°	4997.9	4995.4	5257.8	5742.6	6350.4	6678.5	6605.2	6547.2	6380.4	6191.2	5648.0
60°	4868.7	4883.5	5188.1	5812.2	6604.7	7136.7	7142.3	7067.1	6807.1	6601.7	6084.4
62.5°	4471.0	4531.0	4838.7	5629.6	6601.7	7321.4	7536.0	7478.6	7167.8	6937.9	6526.9
65°	3826.0	3847.4	4140.8	5004.0	6155.6	7244.1	7890.6	7869.2	7492.8	7264.4	6754.2
67.5°	2794.0	2747.7	3055.9	3940.4	5211.5	6793.4	8144.9	8171.8	7743.6	7331.6	6512.1
68°	2549.8	2563.6	2803.6	3677.5	4964.3	6634.2	8161.7	8202.9	7768.5	7287.8	6379.9
70°	1519.8	1546.3	1760.4	2532.0	3776.7	5733.4	7980.6	8074.7	7620.0	6836.6	5518.2
72.5°	388.1	419.6	622.1	1133.3	2157.1	4039.6	6737.0	6896.2	6615.9	5546.2	3725.3
75°	159.7	167.9	222.3	373.3	803.7	1819.9	4440.4	4781.2	4586.4	3320.4	1683.6
77.5°	110.4	116.0	142.9	207.0	347.9	617.0	2177.0	2423.2	2183.1	1133.3	367.2
80°	79.3	83.9	102.2	137.8	199.9	220.2	709.6	820.4	651.6	248.7	91.0
82.5°	47.3	50.9	76.3	98.2	121.6	105.3	176.5	200.4	188.7	123.6	40.7
85°	23.4	27.5	51.4	70.2	65.6	44.3	53.9	60.0	74.3	75.3	21.9
87.5°	1.5	3.1	30.0	42.2	18.3	10.2	15.8	19.3	26.4	37.1	9.2
90°	0.0	0.0	0.0	0.0	0.0	0.0	0.0	0.0	0.0	0.0	0.0



REPORT NUMBER: P386902
 CATALOG NUMBER: GWC-SA2C-760-U-T3-HSS

CANDELA DISTRIBUTION (continued):

	90°	95°	105°	115°	125°	135°	145°	155°	165°	175°	180°
0°	1278.2	1278.2	1278.2	1278.2	1278.2	1278.2	1278.2	1278.2	1278.2	1278.2	1278.2
2.5°	1281.8	1282.3	1278.7	1277.2	1278.2	1272.1	1269.6	1270.6	1270.6	1272.1	1269.6
5°	1294.5	1294.5	1288.4	1280.2	1275.7	1264.0	1256.3	1254.3	1252.8	1251.8	1249.7
7.5°	1322.0	1318.9	1308.2	1290.4	1275.2	1249.7	1230.4	1220.2	1215.1	1213.1	1211.6
10°	1366.2	1360.6	1342.8	1309.8	1274.7	1229.4	1187.2	1157.2	1132.2	1122.1	1116.0
12.5°	1425.7	1417.6	1387.6	1332.6	1271.1	1187.7	1096.1	1008.1	926.2	892.7	875.9
15°	1494.4	1482.7	1435.4	1352.0	1250.2	1093.6	894.7	740.6	627.2	584.4	566.1
17.5°	1564.1	1548.8	1477.1	1364.2	1187.7	898.8	627.7	474.1	398.3	377.9	370.8
20°	1634.3	1611.9	1513.2	1355.0	1046.3	648.0	414.0	346.4	324.5	318.4	316.4
22.5°	1700.9	1666.3	1545.8	1319.4	828.6	434.9	327.6	306.2	299.1	295.5	294.5
25°	1758.9	1710.6	1574.2	1209.5	586.5	328.6	295.0	287.9	278.7	272.1	272.6
27.5°	1813.3	1754.8	1591.5	1028.5	391.1	280.8	273.1	263.5	246.7	237.0	237.0
30°	1878.9	1813.8	1604.3	791.4	287.9	248.2	242.1	227.4	204.5	191.8	191.8
32.5°	1977.6	1903.3	1596.1	555.4	238.6	218.2	204.0	183.6	158.7	146.5	146.0
35°	2128.7	2041.7	1538.1	364.2	210.6	189.7	166.8	141.9	120.0	109.9	109.4
37.5°	2332.1	2226.8	1407.9	260.4	188.7	163.3	135.8	108.3	92.1	85.5	84.9
40°	2596.1	2442.0	1221.8	211.1	168.4	137.8	104.8	83.9	72.7	67.6	68.2
42.5°	2913.0	2672.4	998.5	182.1	148.5	113.4	81.9	66.1	59.0	55.4	54.4
45°	3265.0	2899.8	764.5	162.3	128.7	91.6	64.1	52.4	46.8	44.8	44.8
47.5°	3652.0	3121.0	559.5	145.0	107.3	70.7	51.4	42.7	38.1	36.6	36.1
50°	4003.5	3274.6	403.4	126.7	88.0	56.0	41.7	35.6	32.6	30.5	30.5
52.5°	4296.5	3323.0	297.0	106.8	71.2	44.8	34.6	30.5	27.5	25.9	25.9
55°	4554.4	3303.1	220.8	88.0	57.5	36.6	29.5	25.9	23.4	21.9	21.9
57.5°	4801.6	3239.0	164.8	71.7	46.3	29.5	24.9	21.9	19.3	18.3	18.3
60°	5003.5	3132.2	122.6	58.0	37.1	23.9	20.9	17.8	15.8	14.2	14.2
62.5°	5167.3	3014.2	90.0	47.8	29.5	18.8	16.3	14.8	11.7	10.2	10.2
65°	5168.3	2818.4	67.6	39.7	22.9	14.8	12.2	11.7	7.6	6.1	5.6
67.5°	4794.5	2429.8	51.9	34.1	17.8	11.2	9.2	9.7	4.1	2.5	2.0
68°	4658.6	2331.1	48.8	33.6	16.8	10.7	8.6	9.7	3.6	2.0	1.5
70°	3927.7	1854.5	39.2	32.6	14.8	8.1	7.1	9.7	3.1	1.5	1.0
72.5°	2512.2	1076.3	29.0	25.9	11.2	6.1	4.6	8.6	3.1	1.0	0.5
75°	1069.2	333.7	19.8	18.3	6.6	4.6	3.1	5.6	2.0	0.5	0.0
77.5°	225.3	75.3	11.7	11.2	4.6	3.1	2.0	1.5	0.5	0.0	0.0
80°	58.0	21.9	6.1	5.6	2.5	1.5	1.0	0.0	0.0	0.0	0.0
82.5°	18.3	8.6	3.6	2.5	1.0	0.0	0.0	0.0	0.0	0.0	0.0
85°	9.2	5.1	2.0	1.0	0.0	0.0	0.0	0.0	0.0	0.0	0.0
87.5°	5.1	1.5	0.5	0.0	0.0	0.0	0.0	0.0	0.0	0.0	0.0
90°	0.0	0.0	0.0	0.0	0.0	0.0	0.0	0.0	0.0	0.0	0.0

Signify Classified - Internal
Cooper Lighting Solutions Photometric Lab
1121 Highway 74 South
Peachtree City, GA 30269

Scaled Data Report



Report Generated By 670245982

Signify Classified - Internal
Cooper Lighting Solutions Photometric Lab
1121 Highway 74 South
Peachtree City, GA 30269

Scaled Data Report



Signify Classified - Internal
Cooper Lighting Solutions Photometric Lab
1121 Highway 74 South
Peachtree City, GA 30269

Scaled Data Report



Signify Classified - Internal
Cooper Lighting Solutions Photometric Lab
1121 Highway 74 South
Peachtree City, GA 30269

Scaled Data Report



Signify Classified - Internal
Cooper Lighting Solutions Photometric Lab
1121 Highway 74 South
Peachtree City, GA 30269

Scaled Data Report



--- HS — SS

Signify Classified - Internal
Cooper Lighting Solutions Photometric Lab
1121 Highway 74 South
Peachtree City, GA 30269

Scaled Data Report



u

Signify Classified - Internal
Cooper Lighting Solutions Photometric Lab
1121 Highway 74 South
Peachtree City, GA 30269

Scaled Data Report



Signify Classified - Internal
Cooper Lighting Solutions Photometric Lab
1121 Highway 74 South
Peachtree City, GA 30269

Scaled Data Report



(END OF REPORT)